

Division:  
Lighting

Department: Design  
and Development

Document Number: TD 0901401

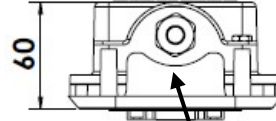
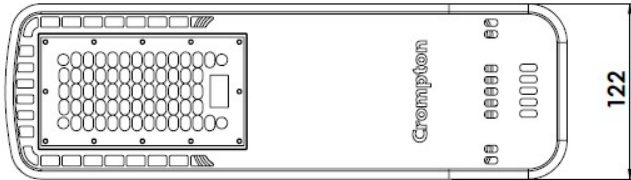
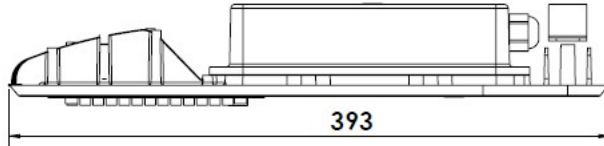
Page 1 of 3

Revision: R01

Issue No. 1

Date: 29/08/2023

Issue Date:02-05-2018



Suitable for pole Dia 35-50mm

DIMENSIONS SHOWN ARE FOR INSTALLATION REFERENCES ONLY AND WILL HAVE TOLERANCE  $\pm 3\text{mm}$  UNLESS OTHERWISE SPECIFIED

### GENERAL:

This streetlight luminaire comprises of die cast aluminium housing with IP66 lens module. This luminaire is recommended for illuminating access roads, traffic routes etc.

PRODUCT DESCRIPTION	**NOMINAL WATTAGE (W)	CCT (K)	CRI	VOLTAGE (V)	**MAINS CURRENT (A)	*APPROX WT (KG)
TRP-421-60-57-SL-LM-NBK	60	5700 ANSI	70	240	0.263	1.35
Efficacy > 120LPW						

\*ONLY FOR STRUCTURAL/MOUNTING DESIGN CONSIDERATION

\*\*RATED SYSTEM WATTAGE AND CURRENT WILL HAVE TOLERANCE AS PER IS 16104: 2012

TITLE: LED STREET LIGHT	TYPE: Street Lighting	CUSTOMER REFERENCE:	STAMP: <b>(Master Copy) Approved</b>
PREPARED BY Riteshkumar.doshi	CHECKED BY Ganesh.dhuri	APPROVED BY Ganesh.dhuri	

Note: 1 AS EFFORTS ARE ON CONSTANTLY TO IMPROVE THE DESIGN AND METHODS OF MANUFACTURE OF THE PRODUCT, THE PRODUCT SUPPLIED MAY DIFFER IN DETAIL FROM THE DATA GIVEN HERE IN  
 2. THIS DRAWING & DESIGN IS THE PROPERTY OF CROMPTON GREAVES CONSUMER ELECTRICALS LTD. AND MUST NOT BE COPIED OR LENT WITHOUT THEIR PERMISSION IN WRITING  
 3. THE "APPROVED" INDICATED THAT IT IS A CONTROL COPY  
 4. DIMENSION SHOWN ARE FOR INSTALLATION REFERENCE ONLY AND IN MM WITH TOLERANCE OF  $\pm 3\text{mm}$  UNLESS OTHERWISE SPECIFIED

Division:  
LightingDepartment: Design  
and Development

Document Number: TD 0901401

Revision: R01

Date: 29/08/2023

Page 2 of 3

Issue No. 1

Issue Date:02-05-2018

**MATERIAL SPECIFICATIONS:**

Housing	Aluminium Die cast powder coated in Matt Black
IP Lens Module	Polycarbonate
Internal Wiring	PVC coated multistrand wire
Cable	3 Core PVC coated multistrand cable.
Surge Arrestor	5 KV inbuilt in Driver and 10KV external inside housing

**ELECTRICAL PARAMETERS:**

Rated Voltage (V)	240
Frequency (Hz)	50 ±3
Operating Voltage Range (V)	120 – 270~
Current (A) @ 240V	0.263
Wattage (W) @240V	60
P.F.	≥ 0.95
I THD	< 10%

TITLE: LED STREET LIGHT	TYPE: Street Lighting	CUSTOMER REFERENCE:	STAMP: <b>(Master Copy) Approved</b>
PREPARED BY Riteshkumar.doshi	CHECKED BY Ganesh.dhuri	APPROVED BY Ganesh.dhuri	

Note: 1 AS EFFORTS ARE ON CONSTANTLY TO IMPROVE THE DESIGN AND METHODS OF MANUFACTURE OF THE PRODUCT, THE PRODUCT SUPPLIED MAY DIFFER IN DETAIL FROM THE DATA GIVEN HERE IN  
 2. THIS DRAWING & DESIGN IS THE PROPERTY OF CROMPTON GREAVES CONSUMER ELECTRICALS LTD. AND MUST NOT BE COPIED OR LENT WITHOUT THEIR PERMISSION IN WRITING  
 3.THE "APPROVED" INDICATED THAT IT IS A CONTROL COPY  
 4. DIMENSION SHOWN ARE FOR INSTALLATION REFERENCE ONLY AND IN MM WITH TOLERANCE OF +/-3mm UNLESS OTHERWISE SPECIFIED



Crompton Greaves Consumer  
Electricals Ltd.

# TECHNICAL DATA SHEET

FORM No. DSG/FR/08

Doc Classification:  
Restricted-4

Division:  
Lighting

Department: Design  
and Development

Document Number: TD 0901401

Revision: R01

Date: 29/08/2023

Page 3 of 3

Issue No. 1

Issue Date:02-05-2018

## INSTALLATION:

Mounting System	Suitable for 35 to 50 mm max. O.D. mounting pipe.
Protection	IP 66

## PRODUCT ORDERING CODE:

Product Description	Ordering Code
TRP-421-60-57-SL-LM-NBK	TLR400241-E4

## SPARES ORDERING REFERENCE:

Product Description	Driver	SPD		
TRP-421-60-57-SL-LM-NBK	60W @700mA S0DVCTL-60W-700	10KV,440V		

TITLE: LED STREET LIGHT	TYPE: Street Lighting	CUSTOMER REFERENCE:	STAMP: <b>(Master Copy) Approved</b>
PREPARED BY Riteshkumar.doshi	CHECKED BY Ganesh.dhuri	APPROVED BY Ganesh.dhuri	

Note: 1 AS EFFORTS ARE ON CONSTANTLY TO IMPROVE THE DESIGN AND METHODS OF MANUFACTURE OF THE PRODUCT, THE PRODUCT SUPPLIED MAY DIFFER IN DETAIL FROM THE DATA GIVEN HERE IN  
 2. THIS DRAWING & DESIGN IS THE PROPERTY OF CROMPTON GREAVES CONSUMER ELECTRICALS LTD. AND MUST NOT BE COPIED OR LENT WITHOUT THEIR PERMISSION IN WRITING  
 3.THE "APPROVED" INDICATED THAT IT IS A CONTROL COPY  
 4. DIMENSION SHOWN ARE FOR INSTALLATION REFERENCE ONLY AND IN MM WITH TOLERANCE OF +/-3mm UNLESS OTHERWISE SPECIFIED